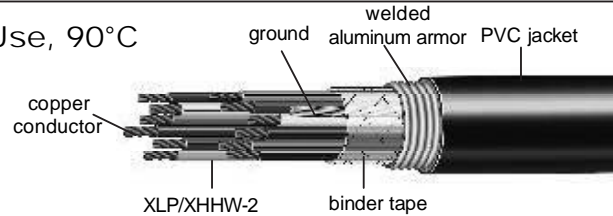


HW307

**IMPERVIOUS CONTINUOUSLY WELDED ARMOR - POWER AND CONTROL CABLE**

600 Volt UL Type MC-HL, CT Use, 90°C  
 XLP XHHW-2 Insulation  
 Aluminum Armor  
 Copper Conductors



Catalog No.	Size AWG	No. of Conductors	No. of Strands	Insulation Thickness Mils	Ground Wire Size No. - AWG	Armor Diameter Inch	Jacket Thickness Mils	Overall Diameter Inch	Net Weight Lbs/Mft	Class I Div. 1 Connector No.	Rain Tight Connector No.
HW307 01403	14	3	7	30	3-18	.44	50	.55	165	424MA02	416MC02
HW307 01404	14	4	7	30	2-16	.48	50	.59	195	424MA02	416MC02
HW307 01405	14	5	7	30	1-14	.58	50	.68	233	424MA02	416MC03
HW307 01407	14	7	7	30	1-14	.62	50	.72	272	424MA02	416MC03
HW307 01409	14	9	7	30	1-14	.70	50	.80	331	424MA03	416MC04
HW307 01412	14	12	7	30	1-14	.78	50	.88	395	424MA03	416MC04
HW307 01419	14	19	7	30	1-14	.92	50	1.02	551	424MA04	416MC05
HW307 01437	14	37	7	30	1-14	1.19	50	1.30	934	424MA05	416MC06
HW307 01203	12	3	7	30	3-16	.48	50	.59	223	424MA02	416MC03
HW307 01204	12	4	7	30	3-16	.54	50	.65	252	424MA02	416MC03
HW307 01205	12	5	7	30	1-12	.62	50	.72	294	424MA02	416MC03
HW307 01207	12	7	7	30	1-12	.70	50	.80	357	424MA03	416MC04
HW307 01209	12	9	7	30	1-12	.84	50	.94	448	424MA03	416MC04
HW307 01212	12	12	7	30	1-12	.88	50	.98	528	424MA04	416MC05
HW307 01219	12	19	7	30	1-12	1.07	50	1.17	755	424MA04	416MC05
HW307 01237	12	37	7	30	1-12	1.33	50	1.43	1293	424MA05	416MC06

**Application:** For use in harsh environments where maximum conductor protection is required. Impervious armor prevents the entrance of water, gas and corrosive elements into the electrical core. Used for power, control and lighting circuits in a broad range of commercial and industrial pulp and paper, mining, and petroleum applications.

Approved for use in wet or dry locations at 90°C, installation indoors or outdoors, aerially, in conduits, ducts, cable trays or direct burial in circuits not exceeding 600 volts.

UL listed, Type MC-HL per UL Standard 2225 for use in Class I, Division I hazardous locations. National Electric Code approved for use at 90°C for continuous operation, 130°C for emergency overload conditions, and 250°C for short circuit conditions. Impervious continuously welded and corrugated aluminum armor cable is recommended as an economical alternative to wire in conduit systems.

**Conductors:** Soft bare annealed copper per ASTM B-3, Class B stranding per ASTM B-8.

**Insulation:** Cross-linked polyethylene (XLP) per ICEA S-95-658 and UL Standard 44 for Type XHHW-2 conductors.

**Grounding Conductor:** Soft bare annealed copper per ASTM B-3, Class B stranding per ASTM B-8 sized in accordance with NEC requirements.

**Armor:** Impervious continuously welded and corrugated aluminum.

**Jacket:** Black flame-retardant and sunlight resistant PVC.

**Flame Tests:**

- UL 1581 70,000 BTU/hr flame test
- ICEA 70,000 BTU/hr and 210,000 BTU/hr flame test
- IEEE 383 70,000 BTU/hr flame test

**Color Code:** ICEA Method 1, Table E-2

**Additional Standards:**

- UL listed Type CWCMC to IEEE 45/IEEE 1580 (46 CFR Part 111.60-23) Marine Shipboard Cable.
- Meets requirements of CSA-C22.2 No. 0.3, -40°C cold impact test.


**Connectors:**

- Explosion Proof, Class I Division 1: 424MA series – all nickel-plated aluminum
- Rain Tight: 416MC series – all nickel-plated brass

HW307

**IMPERVIOUS CONTINUOUSLY WELDED ARMOR - POWER AND CONTROL CABLE**

600 Volt UL Type MC-HL, CT Use, 90°C  
 XLP XHHW-2 Insulation  
 Aluminum Armor  
 Copper Conductors



Catalog No.	Size AWG	No. of Conductors	No. of Strands	Insulation Thickness Mils	Ground Wire Size No. - AWG	Armor Diameter Inch	Jacket Thickness Mils	Overall Diameter Inch	Net Weight Lbs/Mft	Class I Div. 1 Connector No.	Rain Tight Connector No.
HW307 01003	10	3	7	30	3-14	.58	50	.69	290	424MA02	416MC03
HW307 01004	10	4	7	30	3-14	.62	50	.73	335	424MA02	416MC03
HW307 01009	10	9	7	30	1-10	.92	50	1.02	482	424MA04	416MC05
HW307 00803	8	3	7	45	3-14	.70	50	.81	385	424MA03	416MC04
HW307 00804	8	4	7	45	2-12	.78	50	.89	480	424MA03	416MC04
HW307 00603	6	3	7	45	3-12	.78	50	.89	550	424MA03	416MC04
HW307 00604	6	4	7	45	2-10	.88	50	.99	660	424MA04	416MC04
HW307 00403	4	3	7	45	3-12	.92	50	1.03	720	424MA04	416MC05
HW307 00404	4	4	7	45	2-10	1.07	50	1.18	915	424MA04	416MC05
HW307 00203	2	3	7	45	3-10	1.13	50	1.24	1035	424MA05	416MC05
HW307 00204	2	4	7	45	2-8	1.19	50	1.30	1436	424MA05	416MC06

**Application:** For use in harsh environments where maximum conductor protection is required. Impervious armor prevents the entrance of water, gas and corrosive elements into the electrical core. Used for power, control and lighting circuits in a broad range of commercial and industrial pulp and paper, mining, and petroleum applications.

Approved for use in wet or dry locations at 90°C, installation indoors or outdoors, aerially, in conduits, ducts, cable trays or direct burial in circuits not exceeding 600 volts.

UL listed, Type MC-HL per UL Standard 2225 for use in Class I, Division I hazardous locations. UL approved for use at 90°C for continuous operation, 130°C for emergency overload conditions, and 250°C for short circuit conditions. Impervious continuously welded and corrugated aluminum armor cable is recommended as an economical alternative to wire in conduit systems.

**Conductors:** Soft bare annealed copper per ASTM B-3, Class B stranding per ASTM B-8.

**Insulation:** Cross-linked polyethylene (XLP) per ICEA S-95-658 and UL Standard 44 for Type XHHW-2 conductors.

**Grounding Conductor:** Soft bare annealed copper per ASTM B-3, Class B stranding per ASTM B-8 sized in accordance with NEC requirements.

**Armor:**  
 Impervious continuously welded and corrugated aluminum.

**Jacket:**  
 Black flame-retardant and sunlight resistant PVC.

**Flame Tests:**

- UL 1581 70,000 BTU/hr flame test
- ICEA 70,000 BTU/hr and 210,000 BTU/hr flame test
- IEEE 383 70,000 BTU/hr flame test

**Color Code:**

- 10 AWG: ICEA Method 1, Table E-2
- 8AWG – 750 kcmil: ICEA Method 4

**Additional Standards:**

- UL listed Type CWCMC to IEEE 45/IEEE 1580 (46 CFR Part 111.60-23) Marine Shipboard Cable.
- Meets requirements of CSA-C22.2 No. 0.3, -40°C cold impact test.

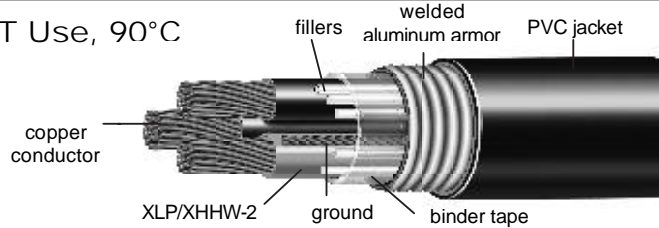
**Connectors:**

- Explosion Proof, Class I Division 1: 424MA series – all nickel-plated aluminum
- Rain Tight: 416MC series – all nickel-plated brass

HW307

**IMPERVIOUS CONTINUOUSLY WELDED ARMOR - POWER AND CONTROL CABLE**

600 Volt UL Type MC-HL, CT Use, 90°C  
 XLP XHHW-2 Insulation  
 Aluminum Armor  
 Copper Conductors



Catalog No.	Size AWG/kcmil	No. of Conductors	No. of Strands	Insulation Thickness Mils	Ground Wire Size No.-AWG	Armor Diameter Inch	Jacket Thickness Mils	Overall Diameter Inch	Net Weight Lbs/Mft	Class I Div. 1 Connector No.	Rain Tight Connector No.
HW307 10103	1/0	3	19	55	3-10	1.33	50	1.44	1500	424MA05	416MC06
HW307 10104	1/0	4	19	55	1-6	1.46	50	1.57	1955	424MA06	416MC07
HW307 20103	2/0	3	19	55	3-10	1.46	50	1.57	1860	424MA06	416MC07
HW307 20104	2/0	4	19	55	1-6	1.64	60	1.77	2410	424MA06	416MC08
HW307 30131	3/0	3	19	55	3-8	1.56	60	1.69	2310	424MA06	416MC08
HW307 30104	3/0	4	19	55	1-4	1.71	60	1.84	2970	424MA06	416MC08
HW307 40103	4/0	3	19	55	3-8	1.71	60	1.84	2790	424MA06	416MC08
HW307 40104	4/0	4	19	55	1-4	1.87	60	2.00	3560	424MA07	416MC08
HW307 25003	250	3	37	65	3-8	1.87	60	2.00	3245	424MA07	416MC08
HW307 25004	250	4	37	65	1-4	2.12	60	2.25	4170	424MA08	416MC09
HW307 35003	350	3	37	65	3-7	2.12	60	2.25	4340	424MA08	416MC09
HW307 35004	350	4	37	65	1-3	2.35	75	2.51	5670	424MA08	416MC09
HW307 50003	500	3	37	65	3-6	2.41	75	2.57	6020	424MA08	416MC09
HW307 50004	500	4	37	65	1-2	2.71	75	2.87	7780	424MA09	416MC09
HW307 75003	750	3	61	80	3-5	3.03	85	3.21	8860	424MA10	416MC10

**Application:** For use in harsh environments where maximum conductor protection is required. Impervious armor prevents the entrance of water, gas and corrosive elements into the electrical core. Used for power, control and lighting circuits in a broad range of commercial and industrial pulp and paper, mining, and petroleum applications.

Approved for use in wet or dry locations at 90°C, installation indoors or outdoors, aerially, in conduits, ducts, cable trays or direct burial in circuits not exceeding 600 volts.

UL listed, Type MC-HL per UL Standard 2225 for use in Class I, Division I hazardous locations. UL approved for use at 90°C for continuous operation, 130°C for emergency overload conditions, and 250°C for short circuit conditions. Impervious continuously welded and corrugated aluminum armor cable is recommended as an economical alternative to wire in conduit systems.

**Conductors:** Soft bare annealed copper per ASTM B-3, Class B stranding per ASTM B-8.

**Insulation:** Cross-linked polyethylene (XLP) per ICEA S-95-658 and UL Standard 44 for Type XHHW-2 conductors.

**Grounding Conductor:** Soft bare annealed copper per ASTM B-3, Class B stranding per ASTM B-8 sized in accordance with NEC requirements.

**Armor:** Impervious continuously welded and corrugated aluminum.

**Jacket:** Black flame-retardant and sunlight-resistant PVC.

**Flame Tests:**

- UL 1581 70,000 BTU/hr flame test
- ICEA 70,000 BTU/hr and 210,000 BTU/hr flame test
- IEEE 383 70,000 BTU/hr flame test

**Color Code:** ICEA Method 4

**Additional Standards:**

- UL listed Type CWCMC to IEEE 45/IEEE 1580 (46 CFR Part 111.60-23) Marine Shipboard Cable.
- Meets requirements of CSA-C22.2 No. 0.3, -40°C cold impact test.

**Connectors:**

- Explosion Proof, Class I Division 1: 424MA series – all nickel-plated aluminum
- Rain Tight: 416MC series – all nickel-plated brass