



## Australia / New Zealand Wiring Devices

### AS/NZS 3112:2000 Plugs and Socket Outlets.

This Standard which was revised in the year 2000, requires all 2 pin and 3 pin plugs up to a rating of 15 Amperes to have insulated „live“ pins, by not later than April 3rd 2005.

The use of insulation on the live portion of pins which do not engage with the contacts of socket outlets, eliminates the following when the plug is partially engaged into the socket:

- the possibility of an infant's fingers contacting live pins
- the possibility of small metal objects falling between the plug and the socket, contacting live pins.

The 10 Ampere Australian plug (AS 3112) is used in Australia, New Zealand, Fiji, and Papua New Guinea. Australia's plug and socket system is described in SAA document AS 3112. The plug face is circular, approximately 40 mm in diameter, and 17 mm (live pin and neutral pin) – 20 mm (earth pin) in length from plug face. Standard plug and socket ratings are 10A, 15A, and 20A at 240V a.c. 50 Hz. A cordset with clear plug is recommended for use on medical equipment in Australia.

Document	Catalog No.	(old P/N)	Description	Weight/ea	VPE/Pack	U/M	EDP-No.
----------	-------------	-----------	-------------	-----------	----------	-----	---------

1231 9732 Plug bases for panel or flush mounting, 250V ac							
	<b>38BR*</b>	(38/10B)	10A plug base, 3 pin flat, suits panel thickness of 2.5mm, Brown	30 g	250/10	ea	<b>100836</b>
	<b>38BL</b>	(38/10E)	10A plug base, 3 pin flat, suits panel thickness of 2.5mm, Black	30 g	250/10	ea	<b>100837</b>
	<b>38WE A2</b>		10A plug base, 3 pin flat, suits panel thickness of 1.5mm, White	30 g	250/10	ea	<b>120368</b>
	<b>38WE</b>	(38/10)	10A plug base, 3 pin flat, suits panel thickness of 2.5mm, White	30 g	250/10	ea	<b>100835</b>
	<b>38R WE</b>	(38/1RW)	10A plug base, round earth, flat active and neutral, suits panel thickness of 2.5mm, White	30 g	250/10	ea	<b>109445</b>
	<b>38/2R WE</b>	(38/2R)	10A plug base, flat earth, round active and neutral, suits panel thickness of 2.5mm, White	30 g	250/10	ea	<b>109446</b>
	<b>38/15BR*</b>	(38/15B)	15A plug base, 3 pin flat, suits panel thickness of 2.5mm, Brown	30 g	250/10	ea	<b>100839</b>
	<b>38/15BL A2</b>		15A plug base, 3 pin flat, suits panel thickness of 1.5mm, Black	30 g	250/10	ea	<b>120536</b>
	<b>38/15BL</b>	(38/15E)	15A plug base, 3 pin flat, suits panel thickness of 2.5mm, Black	30 g	250/10	ea	<b>100840</b>
	<b>38/15WE A1</b>		15A plug base, 3 pin flat, suits panel thickness of 1.2mm, White	30 g	250/10	ea	<b>120525</b>
	<b>38/15WE A2</b>		15A plug base, 3 pin flat, suits panel thickness of 1.5mm, White	30 g	250/10	ea	<b>120535</b>
	<b>38/15WE</b>	(38/15)	15A plug base, 3 pin flat, suits panel thickness of 2.5mm, White	30 g	250/10	ea	<b>100838</b>
	<b>38/20WE</b>	(38/20)	20A plug base, 3 pin flat, suits panel thickness of 2.5mm, White	30 g	250/10	ea	<b>100841</b>
	<b>38/25WE</b>	(38/25)	25A plug base, 2 pin flat with L earth pin, suits panel thickness of 2.5mm, White	30 g	250/10	ea	<b>109444</b>

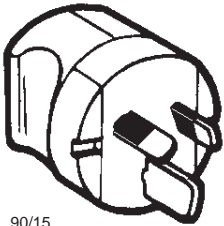
Further items, colors and informations can be found in documents indicated.  
\* If current stock is depleted, item will be discontinued.

1231 9732 Plug base and plate assemblies							
--	--	--	--	--	--	--	--

	Suits standard mounting accessories. Can be mounted horizontally or vertically. Size: 114 x 70 x 7 mm.						
	<b>38/1WE</b>	(38/110)	10A, Catalog No. 38WE plug base on plate, White	61 g	100/10	ea	<b>100889</b>
	<b>38/115WE</b>	(38/115)	15A, Catalog No. 38/15WE plug base on plate, White	61 g	100/10	ea	<b>100890</b>
	<b>38/120WE</b>	(38/120)	20A, Catalog No. 38/20WE plug base on plate, White	61 g	100/10	ea	<b>100891</b>
	<b>38WE A*</b>	(38GF A)	Wallplate only, 114 x 70mm, White	31 g	100	ea	<b>100892</b>

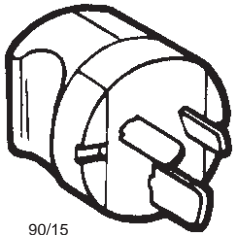
Further items, colors and informations can be found in documents indicated.  
\* If current stock is depleted, item will be discontinued.

Document	Catalog No.	(old P/N)	Description	Weight/ea	VPE/Pack	U/M	EDP-No.
1233	9731	9732	<b>Large finger-grip, rigid, impact-resistant moulding, 250V ac</b>				



90/15 according current standard: AS/NZS 3112:2000 with insulated pins

Part No.	(old P/N)	Description	Weight/ea	VPE/Pack	U/M	EDP-No.
90BL	(90/10 BK)	10A plug top, 3 pin flat, Black	35 g	100/10	ea	118216
90GY	(90/10 GY)	10A plug top, 3 pin flat, Grey	35 g	100/10	ea	121075
90WE	(90/10)	10A plug top, 3 pin flat, White	35 g	100/10	ea	121074
90RBL	(90/1R BK)	10A plug top, 3 pin, round earth, flat active and neutral, Black	39 g	100/10	ea	109413
90RGY	(90/1R GY)	10A plug top, 3 pin, round earth, flat active and neutral, Grey	39 g	100/10	ea	109414
90RWE	(90/1R)	10A plug top, 3 pin, round earth, flat active and neutral, White	39 g	100/10	ea	109412
90/2RBL	(90/2R BK)	10A plug top, 3 pin, flat earth, round active and neutral, Black	41 g	100/10	ea	109416
90/2RGY	(90/2R GY)	10A plug top, 3 pin, flat earth, round active and neutral, Grey	41 g	100/10	ea	109417
90/2RWE	(90/2R)	10A plug top, 3 pin, flat earth, round active and neutral, White	41 g	100/10	ea	109415
94WE		10A plug top, 4 pin plug for use with 33 and 34 series. White only	67 g	100/10	ea	110552
90/15BL	(90/15 BK)	15A plug top, 3 pin flat, Black	36 g	100/10	ea	120734
90/15GY	(90/15 GY)	15A plug top, 3 pin flat, Grey	36 g	100/10	ea	121077
90/15WE	(90/15)	15A plug top, 3 pin flat, White	36 g	100/10	ea	121076
90/20BL	(90/20 BK)	20A plug top, 3 pin flat, Black	38 g	100/10	ea	109408
90/20GY	(90/20 GY)	20A plug top, 3 pin flat, Grey	38 g	100/10	ea	121079
90/20WE	(90/20)	20A plug top, 3 pin flat, White	38 g	100/10	ea	109407
90/25BL	(90/25 BK)	25A plug top, 3 pin, L-shaped earth, flat active and neutral, Black	40 g	100/10	ea	109410
90/25GY	(90/25 GY)	25A plug top, 3 pin, L-shaped earth, flat active and neutral, Grey	40 g	100/10	ea	109411
90/25WE	(90/25)	25A plug top, 3 pin, L-shaped earth, flat active and neutral, White	40 g	100/10	ea	109409

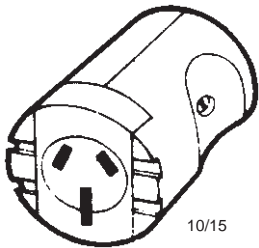


90/15 former standard AS/NZS without insulated pins

Further items, colors and informations can be found in documents indicated.

**Former standard AS/NZS without insulated pins available from current stock – if current stock with older versions is depleted, these items will be discontinued.**

Document	Catalog No.	Description	Weight/ea	VPE/Pack	U/M	EDP-No.
1233	9731	<b>Large finger grip, rigid, impact resistant moulding, separate cord clamp bar, cord guard, 250V ac</b>				

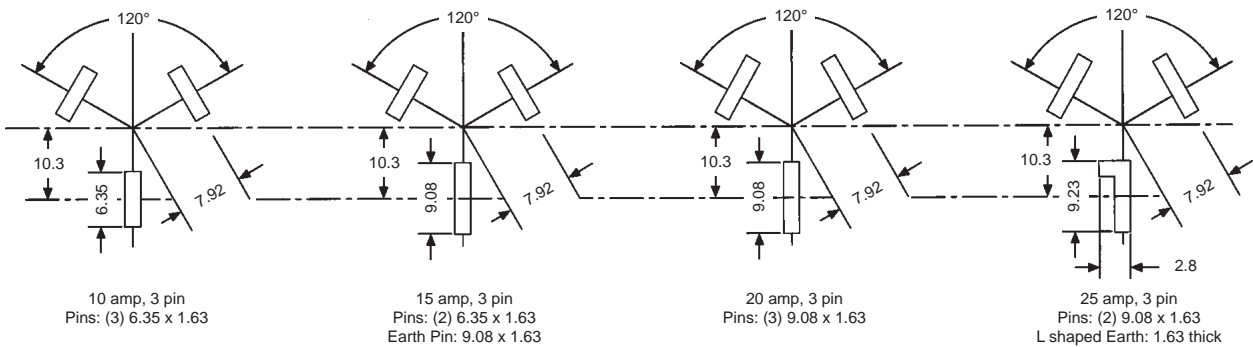


10/15

Part No.	(old P/N)	Description	Weight/ea	VPE/Pack	U/M	EDP-No.
10WE*	(10/10)	10A extension socket, 3 pin flat, White	55 g	10	ea	100017
10/15BL*	(10/15BK)	15A extension socket, 3 pin flat, Black	54 g	10	ea	109424
10/15GY	(10/15GY)	15A extension socket, 3 pin flat, Grey	54 g	100/10	ea	109425
10/15WE	(10/15)	15A extension socket, 3 pin flat, White	54 g	100/10	ea	100019

Further items, colors and informations can be found in documents indicated.  
\* If current stock is depleted, item will be discontinued.

### Plug and pin configurations and dimensions



10 amp, 3 pin  
Pins: (3) 6.35 x 1.63

15 amp, 3 pin  
Pins: (2) 6.35 x 1.63  
Earth Pin: 9.08 x 1.63

20 amp, 3 pin  
Pins: (3) 9.08 x 1.63

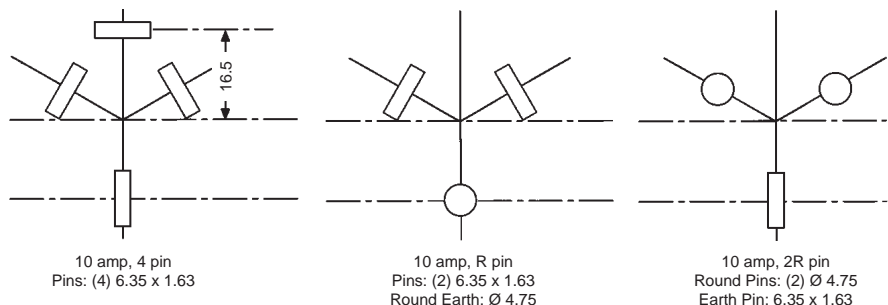
25 amp, 3 pin  
Pins: (2) 9.08 x 1.63  
L shaped Earth: 1.63 thick



Catalog No. 94WE  
pin layout

All diagrams socket front view  
All flat pins 1.63 mm thick  
All round pins 4.75 mm diameter

120°, 7.92, 10.3 apply to all diagrams.  
For dimensions not shown, refer to AS3112.



10 amp, 4 pin  
Pins: (4) 6.35 x 1.63

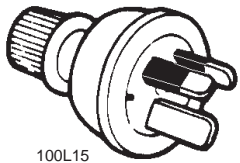
10 amp, R pin  
Pins: (2) 6.35 x 1.63  
Round Earth: Ø 4.75

10 amp, 2R pin  
Round Pins: (2) Ø 4.75  
Earth Pin: 6.35 x 1.63

Document Catalog No. (old P/N) Description Weight/ea VPE/Pack U/M EDP-No.

**1233 9731**

**Flexible PVC cover with cord locking nut, and screwed clamp terminals, 250V ac**



100L15 according current standard: AS/NZS 3112:2000 with insulated pins

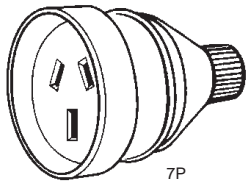
Plug tops according current standard: AS/NZS 3112:2000 with insulated pins.

<b>100LBL</b>	(100L10BK)	10A plug top, 3 pin flat, locking nut, 8mm entry hole, Black	29 g	100/10	ea	<b>121081</b>
<b>100LCL</b>	(100L10CL)	10A plug top, 3 pin flat, locking nut, 8mm entry hole, Clear	29 g	100/10	ea	<b>121082</b>
<b>100LGY</b>	(100L10GY)	10A plug top, 3 pin flat, locking nut, 8mm entry hole, Grey	29 g	100/10	ea	<b>109434</b>
<b>100LWE</b>	(100L10)	10A plug top, 3 pin flat, locking nut, 8mm entry hole, White	29 g	100/10	ea	<b>109432</b>
<b>100LHDWE</b>		10A plug top, 3 pin flat, 10mm entry hole for heavy duty cord, White	30 g	100/10	ea	<b>121083</b>
<b>100L15BL</b>		15A plug top, 3 pin flat, Black	32 g	100/10	ea	<b>109436</b>
<b>100L15GY</b>		15A plug top, 3 pin flat, Grey	32 g	100/10	ea	<b>109437</b>
<b>100L15WE</b>	(100L15)	15A plug top, 3 pin flat, White	32 g	100/10	ea	<b>109435</b>

Further items, colors and informations can be found in documents indicated.

**1233 9731**

**Flexible PVC cover with safety skirt, cord locking nut and screwed clamp terminals, 250V ac**



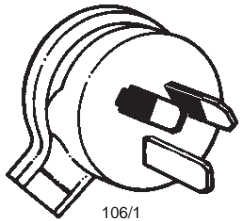
7P

<b>7PBL</b>	(7P10BK)	10A extension socket, 3 pin flat, 8mm entry hole, Black	52 g	100/10	ea	<b>109439</b>
<b>7PGY</b>	(7P10GY)	10A extension socket, 3 pin flat, 8mm entry hole, Grey	52 g	100/10	ea	<b>109440</b>
<b>7PWE</b>	(7P10)	10A extension socket, 3 pin flat, 8mm entry hole, White	52 g	100/10	ea	<b>109438</b>
<b>7P15BL</b>	(7P15BK)	15A extension socket, 3 pin flat, 10mm entry hole, Black	55 g	100/10	ea	<b>109442</b>
<b>7P15GY</b>		15A extension socket, 3 pin flat, 10mm entry hole, Grey	55 g	100/10	ea	<b>109443</b>
<b>7P15WE</b>	(7P15)	15A extension socket, 3 pin flat, 10mm entry hole, White	55 g	100/10	ea	<b>109441</b>

Further items, colors and informations can be found in documents indicated.

**9731**

**Low profile side entry with 45° cord entry and screwed clamp terminals, 250V ac**



106/1

<b>106/1BL</b>		10A plug top, 3 pin flat., Black	39 g	100/10	ea	<b>121084</b>
<b>106/1GY</b>		10A plug top, 3 pin flat., Grey	39 g	100/10	ea	<b>111570</b>
<b>106/1WE</b>	(106/1)	10A plug top, 3 pin flat., White	39 g	100/10	ea	<b>121085</b>
<b>106/3GY</b>		15A plug top, 3 pin flat, Grey	42 g	100/10	ea	<b>111571</b>
<b>106/4GY</b>		20A plug top, 3 pin flat, Grey	45 g	100/10	ea	<b>111572</b>

Further items, colors and informations can be found in documents indicated.

**1235**

**Plug base, flush, 240V ac**



55

Size: 57 x 40 x 29 mm deep. Mounting centres to suit wall box: 84 mm. Mounting centres to fit plate to mech: 60 mm.

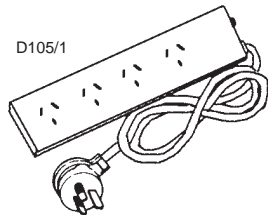
<b>55BL*</b>	(55/10BK)	10A, 3 pin plug base mechanism, Black face	54 g	10	ea	<b>115055</b>
<b>55WE*</b>	(55/10)	10A, 3 pin plug base mechanism, White face	54 g	10	ea	<b>101342</b>

Further informations can be found in document indicated.

\* If current stock is depleted, item will be discontinued.

**1421**

**Overload protected powerboards, 240V ac**



D105/1

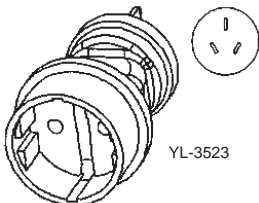
All lead lengths are nominal lengths unless otherwise stated

<b>D105</b>		4 outlet powerboard, 0.9m lead, 10A. White	290 g	5	ea	<b>109419</b>
<b>D105/1</b>		4 outlet powerboard, 1.8 m lead, 10A. White	340 g	5	ea	<b>121086</b>
<b>D105/6WE</b>		6 outlet powerboard, 0.9m lead, 10A. White	420 g	5	ea	<b>109418</b>
<b>D105/8OLN</b>		8 outlet powerboard, 1.8m lead, 10A. White	580 g	5	ea	<b>109421</b>
<b>D105/12OL</b>		12 outlet powerboard, 0.9m lead, 10A. White	690 g	2	ea	<b>121087</b>

Further items and informations can be found in documents indicated.

**2229 2298 2300**

**Travel plugs, 2 poles plus earth, Australian pins/socket 10A configuration**



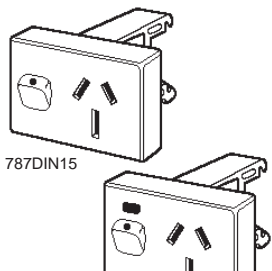
YL-3523

<b>D121A</b>		Adaptor to plug Australian appliances into USA outlets, White	35 g	50/5	ea	<b>120736</b>
<b>D121E</b>		Adaptor to plug Australian appliances into European outlets, White	34 g	50/5	ea	<b>118106</b>
<b>YL-2235</b>		Adaptor to plug Australian appliances into European outlets, Black	74 g	100/10	ea	<b>118681</b>
<b>YL-3523</b>		Adaptor to plug European appliances into Australian outlets, Black	94 g	100/10	ea	<b>118683</b>

Further items and informations can be found in documents indicated.

Further international travel plugs and molded YL-Series plug adaptors can be found in Document No. **0950**

Document	Catalog No. (old P/N)	Description	Weight/ea	VPE/Pack	U/M	EDP-No.
----------	-----------------------	-------------	-----------	----------	-----	---------

<b>1750 Single powerpoints, DIN rail and panel mounting, 240V ac</b>						
	<b>787DIN</b>	Standard range DIN-mounted powerpoints, 4 modules wide, 53mm projection. 10A single powerpoint with DIN bracket, White	48 g	10	ea	<b>109447</b>
	<b>787DINNS</b>	10A single powerpoint with DIN bracket, neon & safety shutter, White	56 g	10	ea	<b>109448</b>
	<b>787DIN15</b>	15A single powerpoint with DIN bracket, White	49 g	10	ea	<b>109449</b>
	<b>787DINM</b>	10A single powerpoint less DIN bracket, suits panel mounting Cut out 30 x 50 mm with 61.5 mm mounting centres, White	37 g	10	ea	<b>109450</b>


Further informations can be found in document indicated.

### DIN Rail - Single Powerpoint

DIN 44 x 67 mm (4 x 18 mm module width) for 53 mm escutcheon.

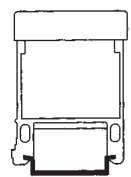


787 DIN  
787 DIN M  
(Panel mounting)

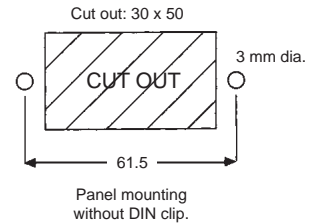


Note: Previous terminal ENA

DIN Power Point




35 x 7.5 mm DIN Rail

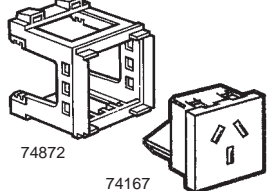


Panel mounting without DIN clip.


### 1722 Receptacle for DIN rail mounting, 250V ac

	<b>4SO15D</b>	15A receptacle, encapsulated, 3 pin flat, Brown	120 g	10	ea	<b>107995</b>
	Further informations can be found in document indicated.					

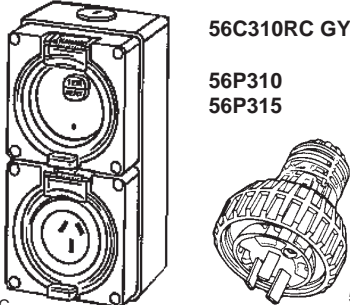
### 2316 2538 9031 35mm DIN rail mounting modular support mechanisms and snap-in receptacle, 250V ac

	<b>74167</b>	10A snap-in receptacle module, 3 pin flat, White	33 g	30/10	ea	<b>112913</b>
	<b>74872</b>	Modular Support Mechanisms, 35mm DIN-Rail Mounting, White With this special Modul Support Mechanisms, which clip onto 35mm DIN-Rails, you can easily add a wide range of non-modular types of receptacles to your panel board.	17 g	200/10	ea	<b>112911</b>
Further items, accessories and informations can be found in documents indicated.						

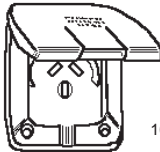
### 1760 5801 5808 Surface mounting receptacles for wet locations IP 56 (IP 66 with suitable plug), 250V ac

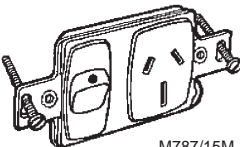
	NOTE: Receptacles supplied without surface box, please order separately.					
	<b>56SO310LE GY</b>	10A surface mounting receptacle without box, 3 pin flat, Grey	174 g	45/1	ea	<b>113151</b>
	<b>56SO315LE GY</b>	15A surface mounting receptacle without box, 3 pin flat, Grey	172 g	45/1	ea	<b>106187</b>
	<b>56E1 GY</b>	1-gang surface mounting box, (102x102x63)mm, Grey	244 g	10/1	ea	<b>106236</b>
	<b>56ES1 GY</b>	1-gang surface mounting box, (102x102x38)mm, Grey	182 g	48/2	ea	<b>111684</b>
	<b>56E2 GY</b> <b>56E3 GY</b>	2-gang surface mounting box, (198x102x63)mm, Grey 3-gang surface mounting box, (295x102x63)mm, Grey	468 g 711 g	10/1 10/1	ea	<b>111605</b> <b>119711</b>
Further items, colors and informations can be found in documents indicated.						

### 5801 5814 5816 Surface mounting combination socket with RCD protection IP 56 (IP 66 with suitable plug), 250V ac

	<b>56C310RC GY</b>	10A surface mounting 30mA RCD protected socket, 3 pin flat, Grey	919 g	120/12	ea	<b>116248</b>
	<b>56P310</b>	10A straight plug, 3 pin flat, with fitted screwed ring to ensure IP66	118 g	50/5	ea	<b>106443</b>
	<b>56P315</b>	15A straight plug, 3 pin flat, with fitted screwed ring to ensure IP66	121 g	50/5	ea	<b>106444</b>
Further items and informations can be found in documents indicated.						

Document	Catalog No.	(old P/N)	Description	Weight/ea	VPE/Pack	U/M	EDP-No.
----------	-------------	-----------	-------------	-----------	----------	-----	---------

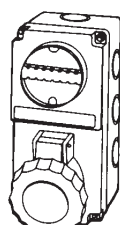
2308 Flush or panel mounting sockets, IP53, 250V ac							
 <p>10DWP</p>	<b>10DWP BK</b>		10A flush or panel mounting socket with snap cover, 3 pin flat, Black	62 g	20	ea	<b>117804</b>
	<b>10DWP WE</b>		10A flush or panel mounting socket with snap cover, 3 pin flat, White	62 g	20	ea	<b>117805</b>
	<b>10DWP15 WE</b>		15A flush or panel mounting socket with snap cover, 3 pin flat, White	64 g	10	ea	<b>117806</b>
Further informations can be found in document indicated.							

9733 Flush mounting socket mechanisms, 240V ac							
 <p>M787/15M</p>	<b>M787/15M BK</b>		15A horizontal flush mounting mechanisms, 3 pin flat, Black	51 g	10	ea	<b>119083</b>
	Further informations can be found in document indicated.						


### 9734 Industrial surface mounting devices AZ/NZS 3112, 240V ac, IP66

#### Industrial Switchgear


#### Industrial flat pin combination and socket outlet IP 66

 <p>HB66C310</p>	<b>HB66C310</b>		10A combination, 3 pin flat, 1 pole switch, 1.1kW, Mist Grey/Blue Cover	525 g	1	ea	<b>119873</b>
	<b>HB66SO315</b>		15A surface mounting socket outlet, 3 pin flat, Mist Grey/Blue Cover	300 g	1	ea	<b>119874</b>
Further items and informations can be found in document indicated.							


### 0960 Australia and New Zealand power supply cords, 250V ac

	<b>8200-25M-BB</b>		10A-250V, 3 x 1.0mm <sup>2</sup> Ordinary Duty, PVC Jacketed, Black, 75°C, Color Code CEE, 2.5m, 1st End Plug SAA, 2nd End 50/12mm	280 g	50	ea	<b>118690</b>
	Further items and informations can be found in document indicated.						

### 0960 Australia and New Zealand power supply cords, 250V ac

	<b>8250-25M-BB</b>		10A-250V, 3 x 1.0mm <sup>2</sup> Ordinary Duty, PVC Jacketed, Black, 75°C, Color Code CEE, 2.5m, 1st End Plug SAA, 2nd End IEC 60320/C13	300 g	50	ea	<b>120409</b>
	<b>8250-25M-GG</b>		10A-250V, 3 x 1.0mm <sup>2</sup> Ordinary Duty, PVC Jacketed, Grey, 75°C, Color Code CEE, 2.5m, 1st End Plug SAA, 2nd End IEC 60320/C13	300 g	50	ea	<b>120411</b>
	<b>8251-18M-BB</b>		10A-250V, 3 x 0.75mm <sup>2</sup> Ordinary Duty, PVC Jacketed, Black, 75°C, Color Code CEE, 2.5m, 1st End Plug SAA, 2nd End IEC 60320/C13	187 g	10	ea	<b>120408</b>
Further items and informations can be found in document indicated.							

### 0960 Australia and New Zealand power supply cords, 250V ac

	<b>8220-25M-BB</b>		7.5A-250V, 2 x 0.75mm <sup>2</sup> Ordinary Duty, PVC Jacketed, Black, 75°C, Color Code CEE, 2.5m, 1st End Plug SAA, 2nd End 50/12mm	200 g	100	ea	<b>120410</b>
	Further items and informations can be found in document indicated.						

To learn more about B-I-A please visit us at our  
**WEB site: [www.BiaGmbH.com](http://www.BiaGmbH.com)**

