





**USA - SE-646A Printed Circuit Board Mounting Jacks**



2-Conductors

4-Conductors

6-Conductors

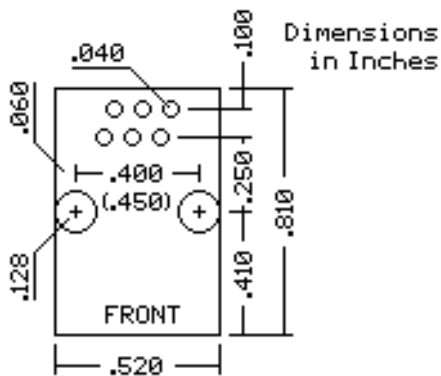


The SE-646A Series Jacks provide manufacturers and users of printed circuit boards flexibility in design and connection of terminal equipment to the telephone network.

SE-646APC types Jacks are available in two, four or six conductor configurations with the two conductor jacks wired on position 3 and 4.

SE-646A Series Jacks are molded of flame-retardant thermoplastic meeting UL Standard 94 V-0 rating. Snap mounting lugs extend downward from the SE-646A to fasten the jack to the printed circuit board. Termination for the contacts may be specified at .050 inches between conductors.

Footprints for the SE-646A series Jacks are as shown.



**When ordering specify:**

- SE-646A2PC-2-49** Jack, PC Board Mounting, two-conductor w/.050 spacing
- SE-646A4PC-2-49** Jack, PC Board Mounting, four-conductor w/.050 spacing
- SE-646A6PC-2-49** Jack, PC Board Mounting, six-conductor w/.050 spacing

*Standard Color: -49 Gray*

To learn more about B-I-A please visit us at our  
**WEB site: [www.BiaGmbH.com](http://www.BiaGmbH.com)**

