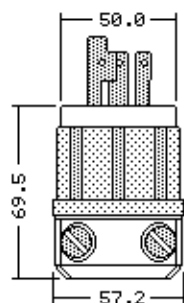
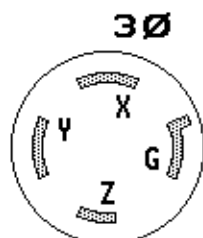


ANSI C73.87

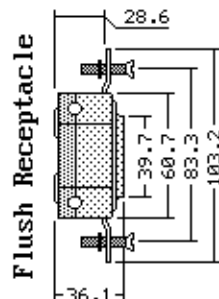


2431



Cord Clamp Range
Plug & Connector
15.1 - 22.7 mm

**NEMA
L16-20P**

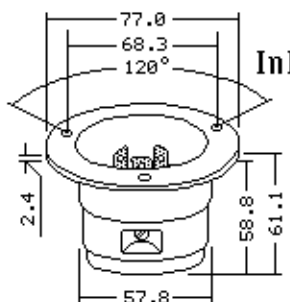


Flush Receptacle

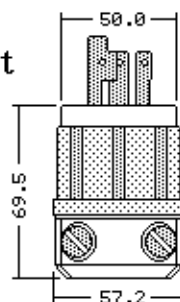


UL CSA

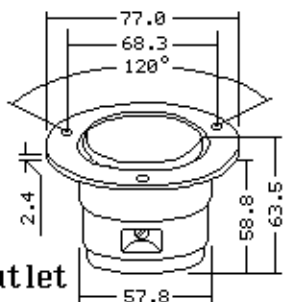
Dimensions
= mm



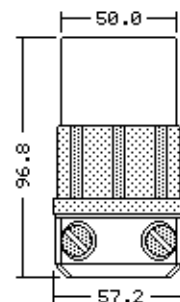
Inlet



LOCKING
INDUSTRIAL



Outlet



480V AC-20A, 3-Pole 4-Wire Ground

Catalog Number	Beschreibung	Description	NEMA	UPE/Pack
2431■	Stecker	Plug	L16-20P	30
2433■	Kupplung	Connector	L16-20R	30
2436■	Einbausteckdose	Flanged Outlet	L16-20R	10
2435■	Einbaustecker	Flanged Inlet	L16-20P	10
2430■	Steckdose	Flush Receptacle	L16-20R	30
2430-IG■	-isolierte Erde	-Insulated Ground	L16-20R	30