

### Cast Device Boxes and Covers

Device boxes and covers are available in several configurations and may be used in coated conduit systems to accommodate wiring devices, to serve as pull boxes for conductors, or to allow for splices and taps in conductors. Covers are available separately. Electrical continuity of the conduit system is maintained across assembled joints.

#### FEATURES

- 40 mil gray PVC exterior coating
- 2 mil green urethane interior coating
- 3 trade sizes from 1/2" through 1"
- Available in Standard (FS) and Deep (FD) Styles
- Internal green grounding screw is standard
- Sealing sleeves on all conduit openings
- Flat molded PVC gasket mates with all standard covers

#### COMPLIANCES

- UL Listed Standard 514B
- CSA Standard: C22.2 No. 18



FS-1-075



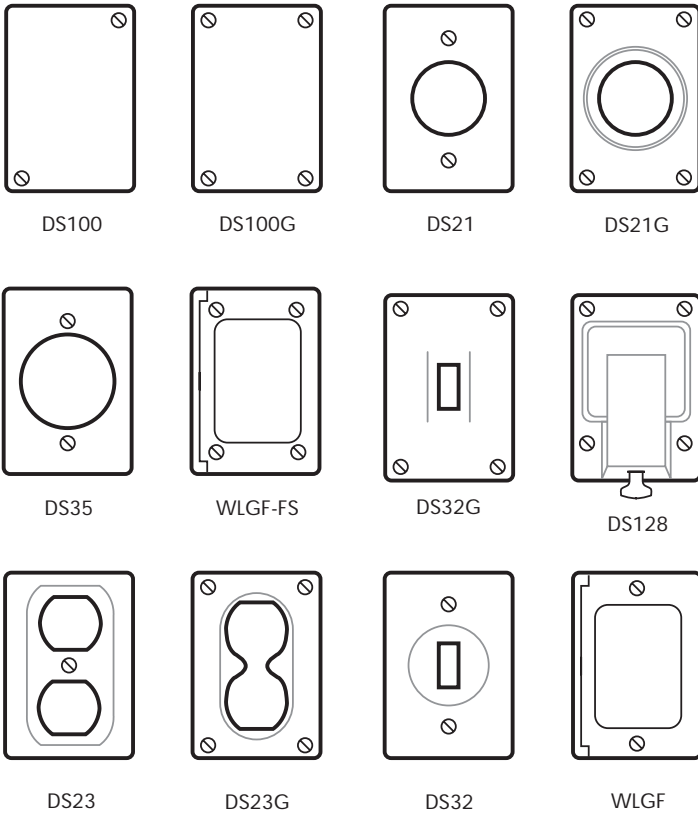
### ULTRA-BOND® ENSURES TOP QUALITY PVC BONDING

Surface preparation is key to the successful bonding of PVC...and successful bonding of PVC is key to successful corrosion protection. Our Ultra-Bond™ technology is a multi-million dollar system designed to achieve reliably high quality PVC bonding made possible by a process that prepares the metal substrate of the conduit in such a way that our specially formulated PVC will "stick" the way it needs to for protective performance over the long haul.

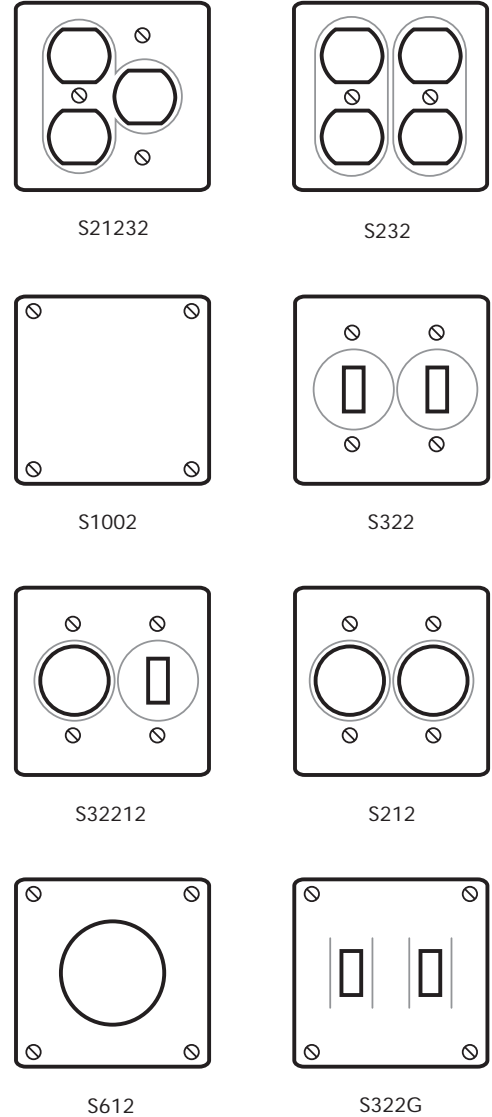
FS/FD Series Technical Data and Covers continued on following pages...

### Device Box Covers

FS/FD Single Gang Cover Configurations



FS/FD 2 Gang Cover Configurations



#### FERROUS COVERS - SINGLE GANG

CATALOG #	Description	Nominal Weight
DS32	FS/FD 1 GANG COVER	0.4
DS23G	FS/FD 1 GANG COVER	0.4
DS35	FS/FD 1 GANG COVER	0.4
DS21	FS/FD 1 GANG COVER	0.3
DS21G	FS/FD 1 GANG COVER	0.3
DS23	FS/FD 1 GANG COVER	0.3
DS32G	FS/FD 1 GANG COVER	0.2

#### ALUMINUM COVERS

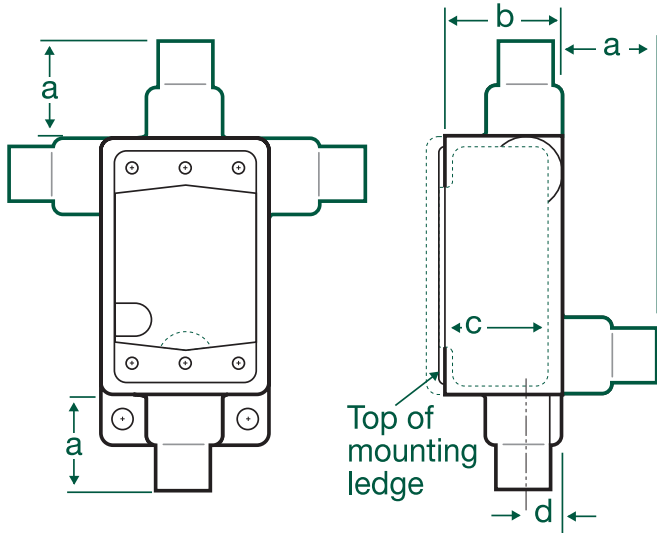
CATALOG #	Description	Nominal Weight
DS23SA	FS/FD 1 GANG COVER AL	0.1
DS100	FS/FD 1 GANG AL COVER	0.1
DS128	FS/FD 1 GANG AL COVER	0.5
DS100G	FS/FD 1 GANG AL COVER	0.3
WLRD1	FS/FD 1 GANG AL DUPLEX COVER	0.4
WLRS1	FS/FD 1 GANG AL COVER	0.3
WLRS2	FS/FD 1 GANG AL COVER	0.3
S1002G	FS/FD 2 GANG COVER BLANK AL	0.5
WLG-FS	FS/FD COVER FOR GFCI RECEPTACLE	0.5
WLG-F	FS/FD COVER FOR GFCI RECEPTACLE	0.5

#### FERROUS COVERS - TWO GANG

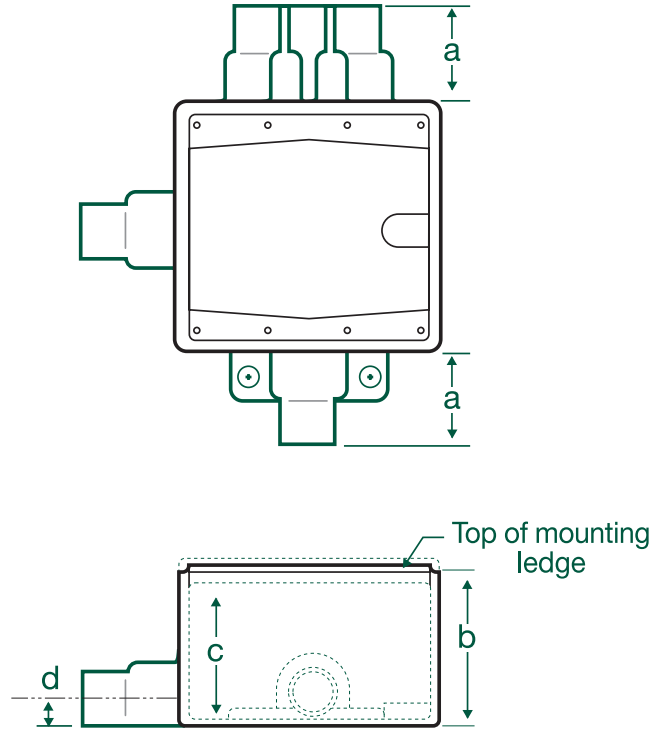
CATALOG #	Description	Nominal Weight
S1002	FS/FD 2 GANG COVER BLANK	1.0
S1002G	FS/FD 2 GANG COVER BLANK	1.0
S21232	FS/FD 2 GANG COVER	1.2
S232	FS/FD 2 GANG COVER	1.2
S322	FS/FD 2 GANG COVER	1.0
S32212	FS/FD 2 GANG COVER	1.2
S322	FS/FD 2 GANG COVER	1.0
S212	FS/FD 2 GANG COVER	2.0
S612	FS/FD 2 GANG COVER	1.2
S322G	FS/FD 2 GANG COVER	1.2

Cast Device Boxes

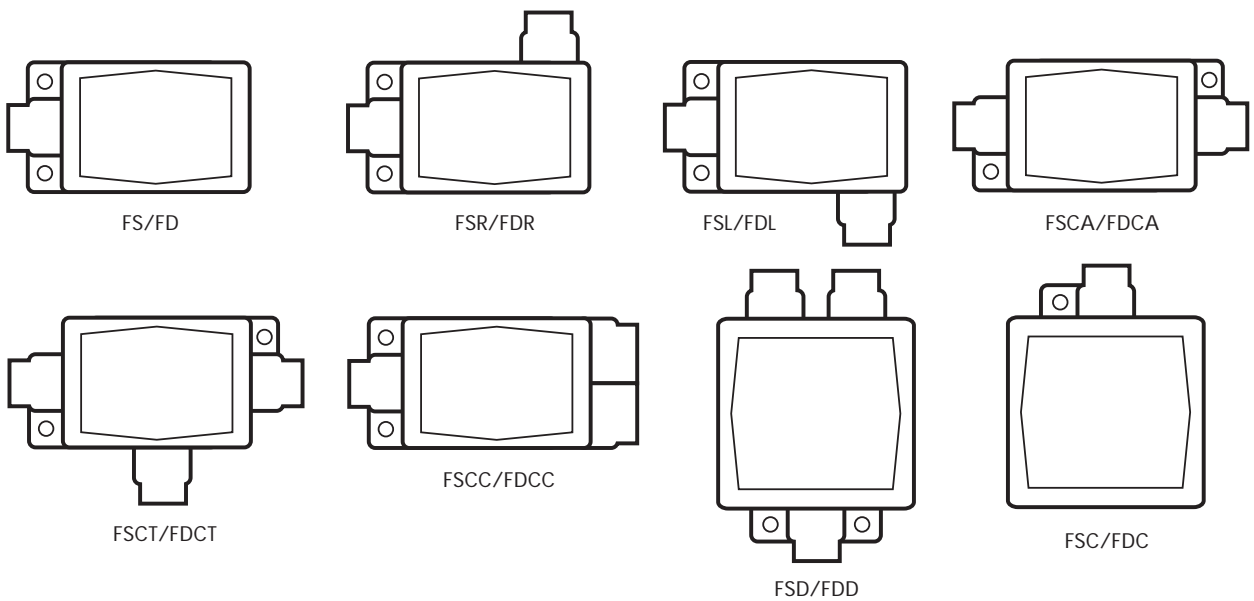
FS/FD Single Gang Dimensional Drawings



FS/FD 2 Gang Dimensional Drawings



All configurations offered in both 'FS' or 'FD' box depths. FS prefix: Shallow configuration, FD prefix: Deep configuration



### Cast Device Boxes

#### FS SERIES

Pipe Size	FERROUS CATALOG #	Nominal Weight	A	B	C	D	ALUMINUM CATALOG #
1/2"	FS-1-50	3.2	1.38	1.92	1.69	0.67	FS-1-50-A
1/2"	FS-2-50	3.3	1.38	1.92	1.69	0.67	FS-2-50-A
3/4"	FS-1-75	3.3	1.63	1.92	1.69	0.79	FS-1-75-A
3/4"	FS-2-75	3.4	1.63	1.92	1.69	0.79	FS-2-75-A
1"	FS-1-100	3.5	2.00	1.92	1.69	0.92	
1"	FS-2-100	3.6	2.00	1.92	1.69	0.92	

#### FD SERIES

Pipe Size	FERROUS CATALOG #	Nominal Weight	A	B	C	D	ALUMINUM CATALOG #
1/2"	FD-1-50	2.7	1.38	1.92	2.69	.67	FD-1-50-A
3/4"	FD-1-75	2.8	1.63	1.92	2.69	0.79	FD-1-75-A
1"	FD-1-100	3.1	2.00	1.92	2.69	0.92	FD-1-100-A

#### FDL SERIES

Pipe Size	CATALOG #	Nominal Weight	A	B	C	D
1/2"	FDL-1-50	3.1	1.38	1.92	2.69	0.67
3/4"	FDL-1-75	3.3	1.63	1.92	2.69	0.79

#### FDR SERIES

Pipe Size	CATALOG #	Nominal Weight	A	B	C	D
1/2"	FDR-1-50	3.2	1.38	1.92	2.69	0.67
3/4"	FDR-1-75	3.3	1.63	1.92	2.69	0.79

#### FSCA SERIES

Pipe Size	CATALOG #	Nominal Weight	A	B	C	D
1/2"	FSCA-1-50	2.5	1.38	1.92	1.69	0.67
3/4"	FSCA-1-75	3.5	1.63	1.92	1.69	0.79

#### FSCT SERIES

Pipe Size	CATALOG #	Nominal Weight	A	B	C	D
1/2"	FSCT-1-50	2.2	1.38	1.92	1.69	0.67
3/4"	FSCT-1-75	2.5	1.63	1.92	1.69	0.79
1"	FSCT-1-100	2.8	2.00	1.92	1.69	0.79

#### FSCC SERIES

Pipe Size	CATALOG #	Nominal Weight	A	B	C	D
1/2"	FSCC-1-50	2.0	1.38	1.92	1.69	0.67
3/4"	FSCC-1-75	2.2	1.63	1.92	1.69	0.79

#### FSC SERIES

Pipe Size	FERROUS CATALOG #	Nominal Weight	A	B	C	D	ALUMINUM CATALOG #
1/2"	FSC-1-50	2.2	1.38	1.92	1.69	0.67	FSC-1-50-A
1/2"	FSC-2-50	3.3	1.38	1.92	1.69	0.67	-
3/4"	FSC-1-75	2.4	1.63	1.92	1.69	0.79	FSC-1-75-A
3/4"	FSC-2-75	3.6	1.63	1.92	1.69	0.79	FSC-22-75-A
1"	FSC-1-100	2.7	2.00	1.92	1.69	0.92	-
1"	FSC-2-100	4.0	2.00	1.92	1.69	0.92	-

#### FDC SERIES

Pipe Size	FERROUS CATALOG #	Nominal Weight	A	B	C	D	ALUMINUM CATALOG #
1/2"	FDC-1-50	2.7	1.38	1.92	2.69	0.67	FDC-1-50-A
3/4"	FDC-1-75	2.8	1.63	1.92	2.69	0.79	FDC-1-75-A
1"	FDC-1-100	3.1	2.00	1.92	2.69	0.92	FDC-1-100-A

#### FSD SERIES

Pipe Size	CATALOG #	Nominal Weight	A	B	C	D
3/4"	FSD-2-75	2.5	1.63	1.92	1.69	.79

#### FSL SERIES

Pipe Size	CATALOG #	Nominal Weight	A	B	C	D
1/2"	FSL-1-50	2.5	1.38	1.92	1.69	0.67
3/4"	FSL-1-75	2.7	1.63	1.92	1.69	0.79

#### FSR SERIES

Pipe Size	CATALOG #	Nominal Weight	A	B	C	D
1/2"	FSR-1-50	2.0	1.38	1.92	1.69	0.67
3/4"	FSR-1-75	2.2	1.63	1.92	1.69	0.79

#### FDCT SERIES

Pipe Size	CATALOG #	Nominal Weight	A	B	C	D
1/2"	FDCT-1-50	3.1	1.38	1.92	2.69	0.67
3/4"	FDCT-1-75	3.4	1.63	1.92	2.69	0.79
1"	FDCT-1-100	3.9	2.00	1.92	2.69	0.92