


Fluorescent Light Packages

USA / Canada

Construction

- Low profile design
- Painted steel body
- Non-yellowing lens cover
- Terminal block for easy wiring
- Convenience outlet on 120 volt models
- Integrally mounted switch (manual or door depending on model)
- Standard mounting hardware and brackets included (can be panel mounted)
- Accept the following standard bulbs, which are not included with light package:
F8T5 (ALF...12R), F15T8 (ALF...18R), F18T8 (ALF...24R), or F40T12 (ALF...48R)



ALF - Series

Catalog Number	Switch	Vac	Hz	Amps	Outlet	Dims. (LxWxH) mm	Weight/ea	VPE/Pack	EDP-No.
ALF 16D12R	Door	115	60	0.16	Yes	312.4 x 116.6 x 35.1	1365 g	15	121702
ALF 16D18R	Door	115	60	0.35	Yes	459.7 x 116.6 x 35.1	1820 g	10	118665
ALF 25D18R	Door	230	50	0.30	No	459.7 x 133.4 x 46.7	2725 g	8	121700
ALF 16D24R	Door	115	60	0.35	Yes	612.1 x 116.6 x 35.1	1820 g	10	121704
ALF 16M12R	Manual	115	60	0.16	Yes	312.4 x 116.6 x 35.1	1365 g	15	121701
ALF 16M18R	Manual	115	60	0.35	Yes	459.7 x 116.6 x 35.1	1820 g	10	118074
ALF 25M18R	Manual	230	50	0.30	No	459.7 x 133.4 x 46.7	2725 g	8	119387
ALF 16M24R	Manual	115	60	0.35	Yes	612.1 x 116.6 x 35.1	1820 g	10	121703
ALF 16M48R	Manual	115	60	0.65	Yes	1219.2 x 133.4 x 46.7	4090 g	5	121705
ALF 16M18RC*	Manual	115	60	0.35	Yes	459.7 x 116.6 x 35.1	2180 g	10	121706

* Corded light with 6 feet (1.83m) power cord is listed to UL/cUL 153 standard.

Notes

Light packages are designed to illuminate the interior of medium to large size electrical enclosures and cabinets. These low profile light packages are available with either a manual switch or a door activated switch with plunger, integrally mounted. On door-activated switches, the circuit is closed (activates the light) when the enclosure door is opened. Each light comes with a pre-wired terminal block for easy connection to electric supply, in either 115 volt or 230 volt models. An easy to remove, non-yellowing white plastic lens cover provides protection against bulb breakage (fluorescent bulb not included). All 115 volt models come standard with a 9 amp convenience outlet.

Optional accessories include a mounting bracket kit designed specifically for PROLINE® disconnect enclosure applications and easy to mount „remote“ manual and door activated switches with mounting bracket.

Finish

Light gray RAL 7035 polyester powder paint on body.

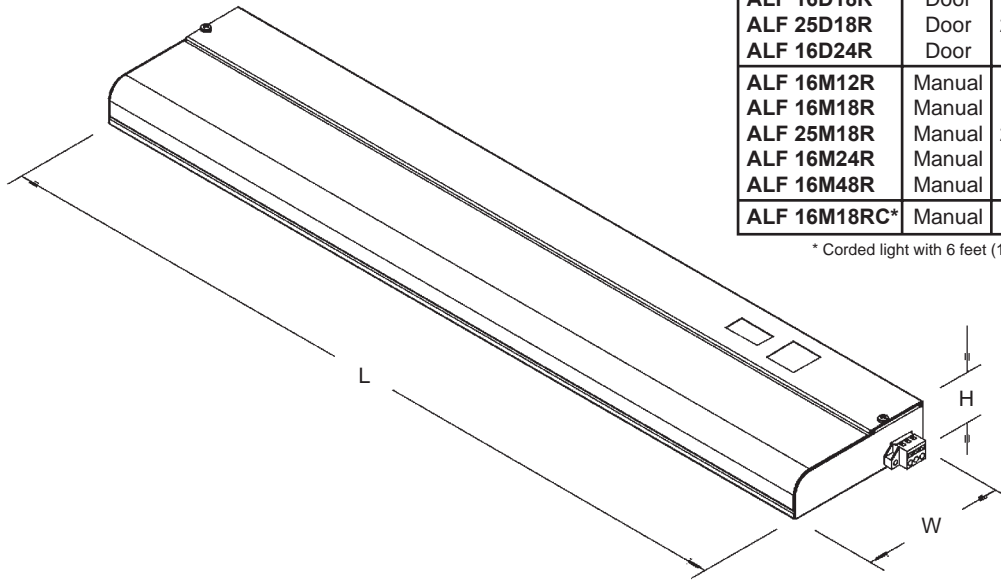
Standards

UL 508A, 508
cUL C22.2 No. 14

Maintains UL/cUL Type 4 and Type 12 when properly installed in a approved enclosure.

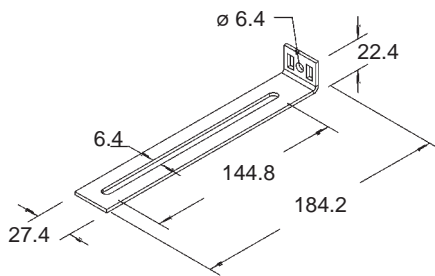
Note: Further manual operated Fluorescent Fixtures (**2UC - Series**) are available from current stock.

Dimensional Informations



Catalog No.	Switch	Vac	Hz	Amps	Outlet	Dims. (LxWxH) mm
ALF 16D12R	Door	115	60	0.16	Yes	312.4 x 116.6 x 35.1
ALF 16D18R	Door	115	60	0.35	Yes	459.7 x 116.6 x 35.1
ALF 25D18R	Door	230	50	0.30	No	459.7 x 133.4 x 46.7
ALF 16D24R	Door	115	60	0.35	Yes	612.1 x 116.6 x 35.1
ALF 16M12R	Manual	115	60	0.16	Yes	312.4 x 116.6 x 35.1
ALF 16M18R	Manual	115	60	0.35	Yes	459.7 x 116.6 x 35.1
ALF 25M18R	Manual	230	50	0.30	No	459.7 x 133.4 x 46.7
ALF 16M24R	Manual	115	60	0.35	Yes	612.1 x 116.6 x 35.1
ALF 16M48R	Manual	115	60	0.65	Yes	1219.2 x 133.4 x 46.7
ALF 16M18RC*	Manual	115	60	0.35	Yes	459.7 x 116.6 x 35.1

* Corded light with 6 feet (1.83m) power cord is listed to UL/cUL 153 standard.

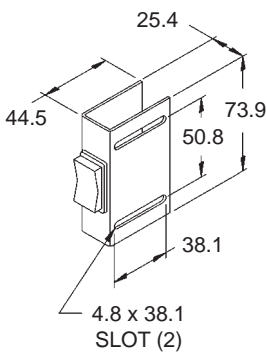


Catalog No.	Description
PDL FBRKT	Mounting Bracket Kit

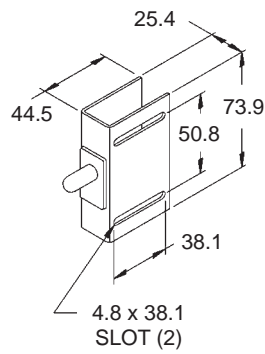
Mounting Bracket Kit for Fluorescent Light Package

Kit simplifies mounting light package in PROLINE® disconnect enclosures. Includes brackets, all mounting hardware, and complete instructions.

Manual Switch



Door-Activated Switch



Catalog No.	Description
ALF FSWM	Manual Switch
ALF FSWD	Door-Activated Switch

Remote Switches for Fluorescent Light Package

Remote switches for ALF-Series light packages.

To learn more about B-I-A please visit us at our
WEB site: www.BiaGmbH.com

