

Cable glands, brass nickel plated, excellent strain relief, PA insert, Elastomer sealing insert, NBR O-Ring, IP 65 protection, continuous use -40°C to 100°C (intermediate peak at 120°C).

Versions with long thread available on request.

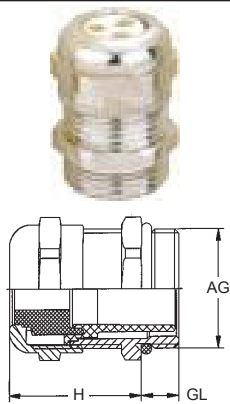
Kabelverschraubungen, Messing vernickelt, ausgezeichnete Zugentlastung, Klemmeinsatz PA, Formdichtung Elastomer, O-Ring NBR, Schutzart IP 65, Dauergebrauchstemperatur -40°C bis 100°C (kurzzeitig 120°C).

Versionen mit langem Gewinde auf Anfrage lieferbar.



Document	Catalog No. / Katalog-Nr.	AG	Cable Ø	GL	H	Across Flats	Weight/ea	VPE/Pack	U/M	EDP-No.
----------	---------------------------	----	---------	----	---	--------------	-----------	----------	-----	---------

Series HSK-M-MULTI, PG Standard



1.697.0900.01	PG 9	4 x 1.4	6	21	SW 17	50	ea
1.697.0901.01	PG 9	2 x 3	6	21	SW 17	50	ea
1.697.1100.01	PG 11	2 x 3	6	22	SW 20	50	ea
1.697.1101.01	PG 11	3 x 3	6	22	SW 20	50	ea
1.697.1102.01	PG 11	2 x 4	6	22	SW 20	50	ea
1.697.1300.01	PG 13.5	3 x 2	6.5	24	SW 22	50	ea
1.697.1301.01	PG 13.5	6 x 3	6.5	24	SW 22	50	ea
1.697.1302.01	PG 13.5	3 x 4	6.5	24	SW 22	50	ea
1.697.1303.01	PG 13.5	2 x 5	6.5	24	SW 22	50	ea
1.697.1600.01	PG 16	3 x 3	6.5	23	SW 24	50	ea
1.697.1601.01	PG 16	3 x 4	6.5	23	SW 24	50	ea
1.697.1602.01	PG 16	4 x 4	6.5	23	SW 24	50	ea
1.697.1603.01	PG 16	5 x 4	6.5	23	SW 24	50	ea
1.697.1604.01	PG 16	6 x 4	6.5	23	SW 24	50	ea
1.697.1605.01	PG 16	2 x 6	6.5	23	SW 24	50	ea
1.697.1606.01	PG 16	3 x 5.6	6.5	23	SW 24	50	ea
1.697.2100.01	PG 21	4 x 6	7	24	SW 30	25	ea
1.697.2101.01	PG 21	3 x 7	7	24	SW 30	25	ea
1.697.2102.01	PG 21	2 x 8	7	24	SW 30	25	ea
1.697.2900.01	PG 29	6 x 6.5	8	29	SW 40	25	ea
1.697.2901.01	PG 29	4 x 9	8	29	SW 40	25	ea
1.697.3600.01	PG 36	5 x 9	8	35	SW 50	10	ea
1.697.3601.01	PG 36	7 x 9	8	35	SW 50	10	ea
1.697.3602.01	PG 36	6 x 8	8	35	SW 50	10	ea
1.697.3603.01	PG 36	2 x 15	8	35	SW 50	10	ea
1.697.4800.01	PG 48	8 x 10	10	38	SW 64	5	ea
1.697.4801.01	PG 48	6 x 12	10	38	SW 64	5	ea
1.697.4802.01	PG 48	3 x 18	10	38	SW 64	5	ea



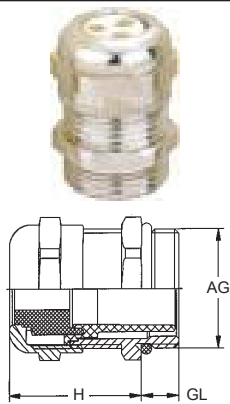
Cable glands, brass nickel plated, excellent strain relief, PA insert, Elastomer sealing insert, NBR O-Ring, IP 65 protection, continuous use -40°C to 100°C (intermediate peak at 120°C).

Kabelverschraubungen, Messing vernickelt, ausgezeichnete Zugentlastung, Klemmeinsatz PA, Formdichtung Elastomer, O-Ring NBR, Schutzart IP 65, Dauergebrauchstemperatur -40°C bis 100°C (kurzzeitig 120°C).



Document	Catalog No. / Katalog-Nr.	AG	Cable Ø	GL	H	Across Flats	Weight/ea	VPE/Pack	U/M	EDP-No.
----------	---------------------------	----	---------	----	---	--------------	-----------	----------	-----	---------

Series HSK-M-MULTI, Metr.



1.697.1600.50	M 16 x 1.5	4 x 1.4	6	21	SW 19	50	ea
1.697.1601.50	M 16 x 1.5	2 x 3	6	21	SW 19	50	ea
1.697.2000.50	M 20 x 1.5	3 x 2	6	23	SW 22	50	ea
1.697.2001.50	M 20 x 1.5	6 x 3	6	23	SW 22	50	ea
1.697.2002.50	M 20 x 1.5	3 x 4	6	23	SW 22	50	ea
1.697.2003.50	M 20 x 1.5	2 x 5	6	23	SW 22	50	ea
1.697.2500.50	M 25 x 1.5	4 x 6	7	26	SW 30	25	ea
1.697.2501.50	M 25 x 1.5	3 x 7	7	26	SW 30	25	ea
1.697.2502.50	M 25 x 1.5	2 x 8	7	26	SW 30	25	ea
1.697.3200.50	M 32 x 1.5	6 x 6.5	8	31	SW 40	25	ea
1.697.3201.50	M 32 x 1.5	4 x 9	8	31	SW 40	25	ea
1.697.4000.50	M 40 x 1.5	5 x 9	8	37	SW 50	10	ea
1.697.5099.50	M 50 x 1.5		9	37	SW 57	5	ea
1.697.6300.50	M 63 x 1.5	8 x 10	10	38	64/68	5	ea

Series HSK-M-MULTI, NPT

1.697.3800.70	3/8" NPT	4 x 1.4	15	21	17/19	50	ea
1.697.3801.70	3/8" NPT	2 x 3	15	21	17/19	50	ea
1.697.1200.70	1/2" NPT	3 x 2	13	24	22/24	50	ea
1.697.1201.70	1/2" NPT	6 x 3	13	24	22/24	50	ea
1.697.1202.70	1/2" NPT	3 x 4	13	24	22/24	50	ea
1.697.1203.70	1/2" NPT	2 x 5	13	24	22/24	50	ea
1.697.3400.70	3/4" NPT	4 x 6	13	25	SW 30	25	ea
1.697.3401.70	3/4" NPT	3 x 7	13	25	SW 30	25	ea
1.697.3402.70	3/4" NPT	2 x 8	13	25	SW 30	25	ea
1.697.1000.70	1" NPT	6 x 6.5	19	29	SW 40	10	ea
1.697.1001.70	1" NPT	4 x 9	19	29	SW 40	10	ea



Cable glands, brass nickel plated, excellent strain relief, PA insert, Elastomer sealing insert, NBR O-Ring, IP 65 rating, continuous use -20°C to 105°C.

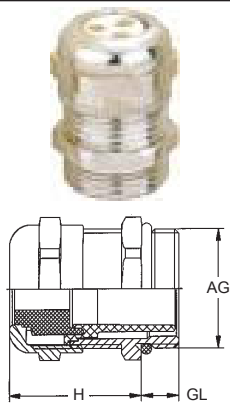
EEx e II KEMA No. Ex-91.C.9658

Kabelverschraubungen, Messing vernickelt, ausgezeichnete Zugentlastung, Klemmeinsatz PA, Formdichtung Elastomer, O-Ring NBR, Schutzart IP 65, Dauergebrauchstemperatur -20°C bis 105°C.



Document	Catalog No. / Katalog-Nr.	AG	Cable Ø	GL	H	Across Flats	Weight/ea	VPE/Pack	U/M	EDP-No.
----------	---------------------------	----	---------	----	---	--------------	-----------	----------	-----	---------

Series HSK-M-MULTI-Ex, PG Standard



1.687.0900.01	PG 9	4 x 1.4	6	21	SW 17	50	ea
1.687.0901.01	PG 9	2 x 3	6	21	SW 17	50	ea
1.687.1100.01	PG 11	2 x 3	6	22	SW 20	50	ea
1.687.1101.01	PG 11	3 x 3	6	22	SW 20	50	ea
1.687.1102.01	PG 11	2 x 4	6	22	SW 20	50	ea
1.687.1300.01	PG 13.5	3 x 2	6.5	24	SW 22	50	ea
1.687.1301.01	PG 13.5	6 x 3	6.5	24	SW 22	50	ea
1.687.1302.01	PG 13.5	3 x 4	6.5	24	SW 22	50	ea
1.687.1303.01	PG 13.5	2 x 5	6.5	24	SW 22	50	ea
1.687.1600.01	PG 16	3 x 3	6.5	23	SW 24	50	ea
1.687.1601.01	PG 16	3 x 4	6.5	23	SW 24	50	ea
1.687.1602.01	PG 16	4 x 4	6.5	23	SW 24	50	ea
1.687.1603.01	PG 16	5 x 4	6.5	23	SW 24	50	ea
1.687.1604.01	PG 16	6 x 4	6.5	23	SW 24	50	ea
1.687.1605.01	PG 16	2 x 6	6.5	23	SW 24	50	ea
1.687.1606.01	PG 16	3 x 5.6	6.5	23	SW 24	50	ea
1.687.2100.01	PG 21	4 x 6	7	24	SW 30	25	ea
1.687.2101.01	PG 21	3 x 7	7	24	SW 30	25	ea
1.687.2102.01	PG 21	2 x 8	7	24	SW 30	25	ea
1.687.2900.01	PG 29	6 x 6.5	8	29	SW 40	25	ea
1.687.2901.01	PG 29	4 x 9	8	29	SW 40	25	ea
1.687.3600.01	PG 36	5 x 9	8	35	SW 50	10	ea
1.687.3601.01	PG 36	7 x 9	8	35	SW 50	10	ea
1.687.3602.01	PG 36	6 x 8	8	35	SW 50	10	ea
1.687.3603.01	PG 36	2 x 15	8	35	SW 50	10	ea
1.687.4800.01	PG 48	8 x 10	10	38	SW 64	5	ea
1.687.4801.01	PG 48	6 x 12	10	38	SW 64	5	ea
1.687.4802.01	PG 48	3 x 18	10	38	SW 64	5	ea



Cable glands, brass nickel plated, excellent strain relief, PA insert, Elastomer sealing insert, NBR O-Ring, IP 65 rating, continuous use -20°C to 105°C.

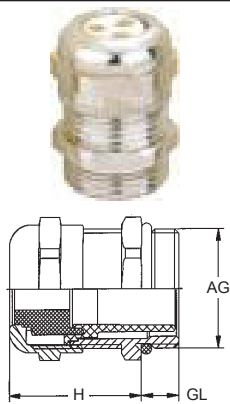
EEx e II KEMA No. Ex-91.C.9658

Kabelverschraubungen, Messing vernickelt, ausgezeichnete Zugentlastung, Klemmeinsatz PA, Formdichtung Elastomer, O-Ring NBR, Schutzart IP 65, Dauergebrauchstemperatur -20°C bis 105°C.



Document Catalog No. / Katalog-Nr. AG Cable Ø GL H Across Flats Weight/ea VPE/Pack U/M EDP-No.

Series HSK-M-MULTI-Ex, Metr.



1.687.1600.50	M 16 x 1.5	4 x 1.4	6	21	SW 19	50	ea
1.687.1601.50	M 16 x 1.5	2 x 3	6	21	SW 19	50	ea
1.687.2000.50	M 20 x 1.5	3 x 2	6	23	SW 22	50	ea
1.687.2001.50	M 20 x 1.5	6 x 3	6	23	SW 22	50	ea
1.687.2002.50	M 20 x 1.5	3 x 4	6	23	SW 22	50	ea
1.687.2003.50	M 20 x 1.5	2 x 5	6	23	SW 22	50	ea
1.687.2500.50	M 25 x 1.5	4 x 6	7	26	SW 30	25	ea
1.687.2501.50	M 25 x 1.5	3 x 7	7	26	SW 30	25	ea
1.687.2502.50	M 25 x 1.5	2 x 8	7	26	SW 30	25	ea
1.687.3200.50	M 32 x 1.5	6 x 6.5	8	31	SW 40	25	ea
1.687.3201.50	M 32 x 1.5	4 x 9	8	31	SW 40	25	ea
1.687.4000.50	M 40 x 1.5	5 x 9	8	37	SW 50	10	ea
1.687.5099.50	M 50 x 1.5		9	37	SW 57	5	ea
1.687.6300.50	M 63 x 1.5	8 x 10	10	38	64/68	5	ea

Series HSK-M-MULTI-Ex, NPT

1.687.3800.70	3/8" NPT	4 x 1.4	15	21	17/19	50	ea
1.687.3801.70	3/8" NPT	2 x 3	15	21	17/19	50	ea
1.687.1200.70	1/2" NPT	3 x 2	13	24	22/24	50	ea
1.687.1201.70	1/2" NPT	6 x 3	13	24	22/24	50	ea
1.687.1202.70	1/2" NPT	3 x 4	13	24	22/24	50	ea
1.687.1203.70	1/2" NPT	2 x 5	13	24	22/24	50	ea
1.687.3400.70	3/4" NPT	4 x 6	13	25	SW 30	25	ea
1.687.3401.70	3/4" NPT	3 x 7	13	25	SW 30	25	ea
1.687.3402.70	3/4" NPT	2 x 8	13	25	SW 30	25	ea
1.687.1000.70	1" NPT	6 x 6.5	19	29	SW 40	25	ea
1.687.1001.70	1" NPT	4 x 9	19	29	SW 40	25	ea